

SAT 8 MAR 2014
Start Time 10:00

Official Results
Официальные Результаты

Jury		Course Information	
IPC Technical Delegate	APEDAILE Len (CAN)	Course Name:	2 km red
Assistant IPC Technical Delegate	MAGAND Guy (FRA)	Height Difference (HD)	11 m
Assistant IPC Technical Delegate	KELLER Ruedi (SUI)	Maximum Climb (MC)	8 m
IPC Race Director	NEESER Hans-Peter (SUI)	Total Climb (TC)	84 m
Jury Member	LARSON Gary (USA)	Length of Lap	1889 m
Chief of Competition	MARKOV Andrey (RUS)	Number of Laps	3

Rank	Bib	Name	NPC Code	Sport Class	%	2.0 km	Rk	4.0 km	Rk	Real Time	Delta	Calculated Time	Missed shots	Result
1	103	ESKAU Andrea	GER	LW11	94	6:19.5	1	12:57.6	1	20:26.0		19:12.4	0+0	19:12.4
2	101	KONOVALOVA Svetlana	RUS	LW12	100	6:48.5	9	13:13.4	3	19:31.1	+18.7	19:31.1	1+0	19:31.1
3	104	IURKOVSKA Olena	UKR	LW12	100	6:30.0	4	13:12.8	2	19:39.6	+27.2	19:39.6	0+0	19:39.6
4	110	MASTERS Oksana	USA	LW12	100	6:35.2	7	13:24.1	5	19:43.2	+30.8	19:43.2	0+0	19:43.2
5	105	ZAYNULLINA Marta	RUS	LW12	100	6:32.0	5	13:16.8	4	19:50.1	+37.7	19:50.1	0+0	19:50.1
6	107	WICKER Anja	GER	LW10.5	90	6:20.8	2	13:25.7	6	22:10.1	+49.7	19:57.1	0+1	19:57.1
7	106	PAVLENKO Lyudmyla	UKR	LW11	94	6:32.5	6	14:08.7	9	21:34.8	+1:08.8	20:17.1	0+2	20:17.1
8	102	IOVLEVA Maria	RUS	LW12	100	6:22.7	3	13:58.6	8	20:25.1	+1:12.7	20:25.1	0+2	20:25.1
9	109	HRAFEYEVA Lidziya	BLR	LW12	100	6:41.3	8	13:36.9	7	20:45.8	+1:33.4	20:45.8	0+0	20:45.8
10	108	ABDIKARIMOVA Akzhana	RUS	LW10.5	90	7:35.8	10	17:02.0	10	26:35.0	+5:14.6	23:55.5	1+3	23:55.5

Weather	Snow Condition	Temperatures		Competitors				
		Air	Snow	Entries	Ranked	DSQ	DNF	DNS
Sunny	Soft	8.6°C	0.0°C	10	10	0	0	0

IPC TD

APEDAILE Len (CAN)

Competition Secretary


MOKEROVA Elena (RUS)

NOTE

All times except "Real Time" are calculated times. Calculated time is the real time multiplied by the athlete's percentage.
Delta - Time difference of the competitor's real time and his/her real time equal to the winners result (skiing time)

LEGEND

DNF Did not finish DNS Did not start DSQ Disqualified Rk Rank



SAT 8 MAR 2014
Start Time 10:25

Official Results
Официальные Результаты

Jury		Course Information	
IPC Technical Delegate	APEDAILE Len (CAN)	Course Name:	2,5 km red
Assistant IPC Technical Delegate	MAGAND Guy (FRA)	Height Difference (HD)	18 m
Assistant IPC Technical Delegate	KELLER Ruedi (SUI)	Maximum Climb (MC)	8 m
IPC Race Director	NEESER Hans-Peter (SUI)	Total Climb (TC)	129 m
Jury Member	LARSON Gary (USA)	Length of Lap	2389 m
Chief of Competition	MARKOV Andrey (RUS)	Number of Laps	3

Rank	Bib	Name	NPC Code	Sport Class	%	2.5 km	Rk	5.0 km	Rk	Real Time	Delta	Calculated Time	Missed shots	Result
1	51	PETUSHKOV Roman	RUS	LW12	100	6:50.0	2	14:02.2	1	21:03.7		21:03.7	0+0	21:03.7
2	55	YAROVYI Maksym	UKR	LW10	86	6:46.5	1	14:05.0	2	24:38.9	+9.5	21:11.9	0+0	21:11.9
3	52	KUBO Kozo	JPN	LW11	94	7:13.8	3	14:43.7	3	23:08.9	+44.5	21:45.6	0+0	21:45.6
4	56	SOULE Andrew	USA	LW12	100	7:16.9	4	14:45.3	4	21:48.5	+44.8	21:48.5	0+0	21:48.5
5	54	BYCHENOK Alexey	RUS	LW12	100	7:36.8	11	14:57.1	6	21:58.2	+54.5	21:58.2	1+0	21:58.2
6	59	LOBAN Dzmityr	BLR	LW12	100	7:22.8	7	14:54.6	5	22:18.7	+1:15.0	22:18.7	0+0	22:18.7
7	58	GONCHAROV Ivan	RUS	LW11.5	97	7:21.4	5	15:03.7	7	23:17.3	+1:34.5	22:35.4	0+0	22:35.4
8	63	LARSEN Trygve Steinar	NOR	LW12	100	7:33.8	10	15:29.6	8	23:00.2	+1:56.5	23:00.2	0+0	23:00.2
9	61	FLEIG Martin	GER	LW11.5	97	7:24.6	8	15:40.4	9	24:03.3	+2:20.5	23:20.0	0+1	23:20.0
10	53	ZARIPOV Irek	RUS	LW12	100	7:27.0	9	16:25.8	14	23:35.8	+2:32.1	23:35.8	1+3	23:35.8
11	64	LUKYANENKA Yauheni	BLR	LW12	100	7:46.5	12	16:03.8	11	23:47.5	+2:43.8	23:47.5	1+1	23:47.5
12	60	TKACHENKO Mykhaylo	UKR	LW12	100	7:21.8	6	15:57.3	10	23:58.3	+2:54.6	23:58.3	0+1	23:58.3
13	68	ROSIEK Kamil	POL	LW12	100	7:47.4	13	16:16.2	13	24:00.7	+2:57.0	24:00.7	0+1	24:00.7
14	57	CNOSSEN Daniel	USA	LW12	100	8:59.6	19	16:43.5	17	24:13.8	+3:10.1	24:13.8	3+0	24:13.8
15	69	GAJDICIAR Vladimir	SVK	LW12	100	7:52.9	15	16:06.1	12	24:17.8	+3:14.1	24:17.8	0+0	24:17.8
16	62	ROSIQUE Romain	FRA	LW11	94	7:52.6	14	16:29.9	15	26:01.9	+3:37.5	24:28.2	0+0	24:28.2
17	67	KORNIKO Oleksandr	UKR	LW12	100	8:23.3	18	16:39.8	16	24:37.3	+3:33.6	24:37.3	1+0	24:37.3
18	66	WAGNER Jeremy	USA	LW11.5	97	8:03.9	17	17:13.6	18	26:16.1	+4:33.3	25:28.8	0+1	25:28.8
19	71	PIKE Aaron	USA	LW11.5	97	9:02.6	20	18:18.9	19	26:46.6	+5:03.8	25:58.4	2+2	25:58.4
20	70	DODSON Travis	USA	LW12	100	8:00.9	16	19:26.8	20	27:35.2	+6:31.5	27:35.2	0+5	27:35.2

Disqualified		
65	HALSTED Sean	USA LW11.5 97 IPC 352.2.2

Weather	Snow Condition	Temperatures		Competitors				
		Air	Snow	Entries	Ranked	DSQ	DNF	DNS
Sunny	Soft	8.8°C	0.0°C	21	20	1	0	0

IPC TD

APEDAILE Len (CAN)

Competition Secretary

MOKEROVA Elena (RUS)

NOTE
All times except "Real Time" are calculated times. Calculated time is the real time multiplied by the athlete's percentage.
Delta - Time difference of the competitor's real time and his/her real time equal to the winners result (skiing time)

LEGEND
DNF Did not finish DNS Did not start DSQ Disqualified Rk Rank

Bib 65 HALSTED Sean (USA) made 6 shots at second shooting



SAT 8 MAR 2014
Start Time 12:00

Official Results
Официальные Результаты

Jury		Course Information		
IPC Technical Delegate	APEDAILE Len (CAN)	Course Name:	2 km blue	
Assistant IPC Technical Delegate	MAGAND Guy (FRA)	Height Difference (HD)	26 m	
Assistant IPC Technical Delegate	KELLER Ruedi (SUI)	Maximum Climb (MC)	21 m	
IPC Race Director	NEESER Hans-Peter (SUI)	Total Climb (TC)	186 m	
Jury Member	LARSON Gary (USA)	Length of Lap	1991 m	
Chief of Competition	MARKOV Andrey (RUS)	Number of Laps	3	

Rank	Bib	Name	NPC Code	Sport Class	%	2.0 km	Rk	4.0 km	Rk	Real Time	Delta	Calculated Time	Missed shots	Result
1	121	KAUFMAN Alena	RUS	LW8	97	5:47.6	1	12:03.2	1	19:01.4		18:27.2	0+0	18:27.2
2	122	MILENINA Anna	RUS	LW8	97	6:24.8	5	13:02.9	3	19:32.6	+31.2	18:57.4	1+1	18:57.4
3	128	BATENKOVA Iuliia	UKR	LW6	96	6:55.1	10	13:17.8	5	20:05.9	+52.6	19:17.7	1+0	19:17.7
4	125	JARVELA Maija	FIN	LW8	97	6:14.0	2	12:58.3	2	20:03.5	+1:02.1	19:27.4	0+0	19:27.4
5	123	KONONOVA Oleksandra	UKR	LW8	97	6:37.8	7	13:10.6	4	20:11.3	+1:09.9	19:35.0	2+0	19:35.0
6	124	OTA Shoko	JPN	LW8	97	6:25.0	6	13:19.7	6	20:24.2	+1:22.8	19:47.5	0+0	19:47.5
7	130	LIASHENKO Liudmyla	UKR	LW8	97	6:23.9	3	13:28.3	7	20:54.9	+1:53.5	20:17.3	0+0	20:17.3
8	127	DEKIJIMA Momoko	JPN	LW6	96	6:51.6	=8	13:48.2	8	21:30.2	+2:16.9	20:38.6	1+0	20:38.6
9	129	BRATIUK Natalia	RUS	LW8	97	6:24.7	4	14:07.5	9	22:03.7	+3:02.3	21:24.0	1+1	21:24.0
10	132	NOVAGLIO Pamela	ITA	LW6	96	7:01.0	11	14:29.5	10	22:38.3	+3:25.0	21:44.0	0+0	21:44.0
11	126	BUI Iryna	UKR	LW8	97	6:51.6	=8	15:00.7	12	22:52.3	+3:50.9	22:11.1	1+2	22:11.1
12	131	VARONA Larysa	BLR	LW8	97	7:13.7	12	14:59.5	11	23:39.9	+4:38.5	22:57.3	1+0	22:57.3
13	133	ABE Yurika	JPN	LW6	96	7:19.9	13	16:31.1	13	25:09.7	+5:56.4	24:09.3	1+3	24:09.3
14	134	BISSON Caroline	CAN	LW6	96	8:58.4	14	18:21.4	14	28:22.9	+9:09.6	27:14.8	2+1	27:14.8

Weather	Snow Condition	Temperatures		Competitors				
		Air	Snow	Entries	Ranked	DSQ	DNF	DNS
Cloudy	Soft	10.0°C	0.0°C	14	14	0	0	0

IPC TD

APEDAILE Len (CAN)

Competition Secretary

MOKEROVA Elena (RUS)

NOTE
All times except "Real Time" are calculated times. Calculated time is the real time multiplied by the athlete's percentage.
Delta - Time difference of the competitor's real time and his/her real time equal to the winners result (skiing time)

LEGEND
= Equal sign indicates that two or more competitors share the same rank
DNF Did not finish
DNS Did not start
DSQ Disqualified
Rk Rank



SAT 8 MAR 2014
Start Time 12:15

Official Results
Официальные Результаты

Jury		Course Information	
IPC Technical Delegate	APEDAILE Len (CAN)	Course Name:	2.5 km blue
Assistant IPC Technical Delegate	MAGAND Guy (FRA)	Height Difference (HD)	26 m
Assistant IPC Technical Delegate	KELLER Ruedi (SUI)	Maximum Climb (MC)	21 m
IPC Race Director	NEESER Hans-Peter (SUI)	Total Climb (TC)	225 m
Jury Member	LARSON Gary (USA)	Length of Lap	2374 m
Chief of Competition	MARKOV Andrey (RUS)	Number of Laps	3

Rank	Bib	Name	NPC Code	Sport Class	%	2.5 km	Rk	5.0 km	Rk	Real Time	Delta	Calculated Time	Missed shots	Result
1	10	LEKOMTCEV Vladislav	RUS	LW6	96	6:06.2	4	12:52.4	2	20:01.8		19:13.7	0+1	19:13.7
2	2	ARENDZ Mark	CAN	LW6	96	6:26.5	6	13:00.8	4	20:02.5	+0.7	19:14.4	1+0	19:14.4
3	1	KARACHURIN Azat	RUS	LW5/7	88	6:02.2	1	12:46.4	1	21:52.4	+1.4	19:14.9	0+1	19:14.9
4	7	MIKHAYLOV Kirill	RUS	LW4	97	6:42.8	13	13:19.6	9	20:02.3	+12.9	19:26.2	1+0	19:26.2
5	6	IAREMCHUK Aleksandr	RUS	LW6	96	6:30.1	7	13:02.4	6	20:15.8	+14.0	19:27.2	1+0	19:27.2
6	3	ULSET Nils-Erik	NOR	LW3	89	6:16.2	5	12:56.1	3	21:52.7	+16.4	19:28.3	0+0	19:28.3
7	9	DAVIET Benjamin	FRA	LW2	92	6:05.4	3	13:06.6	7	21:14.5	+20.5	19:32.5	0+1	19:32.5
8	5	VOVCHYNSKYI Grygorii	UKR	LW8	97	6:03.1	2	13:01.9	5	20:14.8	+25.4	19:38.4	0+1	19:38.4
9	11	KODLOZEROV Ivan	RUS	LW8	97	6:31.4	9	13:24.4	10	20:16.2	+26.8	19:39.7	1+1	19:39.7
10	8	PRONKOV Aleksandr	RUS	LW5/7	88	6:32.8	10	13:29.9	11	22:25.9	+34.9	19:44.4	1+1	19:44.4
11	4	REPTYUKH Ihor	UKR	LW8	97	6:30.2	8	13:07.9	8	20:49.8	+1:00.4	20:12.3	1+0	20:12.3
12	16	KURZ Michael	AUT	LW9	90	6:50.9	14	13:43.2	12	22:50.3	+1:28.4	20:33.3	1+0	20:33.3
13	12	SATO Keiichi	JPN	LW8	97	6:39.1	12	13:45.2	13	21:35.3	+1:45.9	20:56.4	0+0	20:56.4
14	15	SILCHANKA Siarhei	BLR	LW8	97	6:57.8	15	14:39.9	15	22:01.4	+2:12.0	21:21.8	1+2	21:21.8
15	14	SYTNYK Vitalii	UKR	LW6	96	6:37.3	11	14:13.4	14	22:21.6	+2:19.8	21:27.9	0+1	21:27.9
16	13	MAYSTRENKO Vladyslav	UKR	LW8	97	7:19.8	16	15:39.9	16	23:51.8	+4:02.4	23:08.8	2+2	23:08.8
17	18	HARKONEN Juha	FIN	LW4	97	7:25.6	17	15:46.8	17	23:53.2	+4:03.8	23:10.2	0+1	23:10.2
18	17	BERMEJO Omar	USA	LW6	96	8:22.2	19	16:29.6	18	25:23.8	+5:22.0	24:22.8	1+0	24:22.8
19	19	SKUPIEN Witold	POL	LW5/7	88	8:19.5	18	17:44.7	19	28:26.4	+6:35.4	25:01.6	3+4	25:01.6

Weather	Snow Condition	Temperatures		Competitors				
		Air	Snow	Entries	Ranked	DSQ	DNF	DNS
Cloudy	Soft	10.3°C	0.0°C	19	19	0	0	0

IPC TD


APEDAILE Len (CAN)

Competition Secretary

MOKEROVA Elena (RUS)

NOTE
All times except "Real Time" are calculated times. Calculated time is the real time multiplied by the athlete's percentage.
Delta - Time difference of the competitor's real time and his/her real time equal to the winners result (skiing time)

LEGEND
DNF Did not finish DNS Did not start DSQ Disqualified Rk Rank



SAT 8 MAR 2014
Start Time 13:05

Official Results
Официальные Результаты

Jury		Course Information	
IPC Technical Delegate	APEDAILE Len (CAN)	Course Name:	2 km blue
Assistant IPC Technical Delegate	MAGAND Guy (FRA)	Height Difference (HD)	26 m
Assistant IPC Technical Delegate	KELLER Ruedi (SUI)	Maximum Climb (MC)	21 m
IPC Race Director	NEESER Hans-Peter (SUI)	Total Climb (TC)	186 m
Jury Member	LARSON Gary (USA)	Length of Lap	1991 m
Chief of Competition	MARKOV Andrey (RUS)	Number of Laps	3

Rank	Bib	Name	NPC Code	Sport Class	%	2.0 km	Rk	4.0 km	Rk	Real Time	Delta	Calculated Time	Missed shots	Result
1	141	LYSOVA Mikhailina Guide: IVANOV Alexey	RUS	B2	98	5:54.8	1	12:43.1	1	20:27.8		20:03.2	0+0	20:03.2
2	142	BUDALEEVA Iuliia Guide: MALTSEVA Tatiana	RUS	B2	98	7:14.3	5	14:02.9	3	20:56.8	+29.0	20:31.7	2+0	20:31.7
3	144	SHYSHKOVA Oksana Guide: NESTERENKO Lada	UKR	B2	98	6:23.1	2	13:40.2	2	21:14.5	+46.7	20:49.0	0+0	20:49.0
4	143	REMIZOVA Elena Guide: YAKIMOVA Natalia	RUS	B2	98	7:33.8	6	14:41.8	5	21:34.7	+1:06.9	21:08.8	2+0	21:08.8
5	145	HOESCH Vivian Guide: SCHLEE Norman	GER	B1	87	6:58.6	4	14:26.3	4	24:47.6	+1:44.6	21:34.2	0+0	21:34.2
6	148	SKORABAHATAYA Yadviha Guide: NAFRANOVICH Iryna	BLR	B2	98	6:50.3	3	15:22.1	6	23:18.9	+2:51.1	22:50.9	0+2	22:50.9
7	146	GORBOUNOVA Margarita Guide: BUNDON Andrea	CAN	B3	100	9:10.1	7	18:01.8	7	26:17.8	+6:14.6	26:17.8	2+0	26:17.8

Did not finish

147 PRYLUTSKA Olga UKR B3 100

Weather	Snow Condition	Temperatures		Competitors				
		Air	Snow	Entries	Ranked	DSQ	DNF	DNS
Sunny	Soft	11.0°C	0.0°C	8	7	0	1	0

IPC TD

APEDAILE Len (CAN)

Competition Secretary


MOKEROVA Elena (RUS)

NOTE

All times except "Real Time" are calculated times. Calculated time is the real time multiplied by the athlete's percentage.
Delta - Time difference of the competitor's real time and his/her real time equal to the winners result (skiing time)

LEGEND

DNF Did not finish DNS Did not start DSQ Disqualified Rk Rank



SAT 8 MAR 2014
Start Time 13:44

Official Results
Официальные Результаты

Jury		Course Information	
IPC Technical Delegate	APEDAILE Len (CAN)	Course Name:	2.5 km blue
Assistant IPC Technical Delegate	MAGAND Guy (FRA)	Height Difference (HD)	26 m
Assistant IPC Technical Delegate	KELLER Ruedi (SUI)	Maximum Climb (MC)	21 m
IPC Race Director	NEESER Hans-Peter (SUI)	Total Climb (TC)	225 m
Jury Member	LARSON Gary (USA)	Length of Lap	2374 m
Chief of Competition	MARKOV Andrey (RUS)	Number of Laps	3

Rank	Bib	Name	NPC Code	Sport Class	%	2.5 km	Rk	5.0 km	Rk	Real Time	Delta	Calculated Time	Missed shots	Result
1	34	LUKYANENKO Vitaliy Guide: BABAR Borys	UKR	B3	100	6:31.7	1	13:39.3	1	20:18.8		20:18.8	0+0	20:18.8
2	31	POLUKHIN Nikolay Guide: TOKAREV Andrey	RUS	B2	98	6:54.4	7	13:47.8	2	20:54.9	+11.2	20:29.8	1+0	20:29.8
3	40	SHAPTSIABOI Vasilii Guide: LEBEDZEU Mikhail	BLR	B2	98	6:50.8	6	14:09.2	4	21:32.4	+48.7	21:06.6	1+0	21:06.6
4	37	UTKIN Iurii Guide: KAZAKOV Vitaliy	UKR	B3	100	6:45.2	2	14:06.7	3	21:14.6	+55.8	21:14.6	0+0	21:14.6
5	32	CHOKHLAEV Stanislav Guide: PIROGOV Maksim	RUS	B1	87	7:03.3	10	14:18.8	6	24:31.4	+1:10.5	21:20.1	1+0	21:20.1
6	35	KOVALEVSKIY Anatolii Guide: MUKSHYN Oleksandr	UKR	B2	98	6:48.0	4	14:14.7	5	21:47.7	+1:04.0	21:21.5	0+0	21:21.5
7	39	BREM Wilhelm Guide: GRIMM Florian	GER	B1	87	7:07.6	12	15:07.1	11	25:31.4	+2:10.5	22:12.3	0+1	22:12.3
8	33	MODIN Zebastian Guide: ACKEROT Albin	SWE	B1	87	6:47.3	3	15:00.5	8	25:38.0	+2:17.1	22:18.1	0+2	22:18.1
9	43	ARTEMOV Aleksander Guide: CHEREPANOV Ilya	RUS	B1	87	7:02.2	9	14:58.5	7	25:54.7	+2:33.8	22:32.6	0+0	22:32.6
10	38	PONOMAREV Oleg Guide: ROMANOV Andrei	RUS	B3	100	6:50.0	5	15:04.1	9	22:37.1	+2:18.3	22:37.1	0+2	22:37.1
11	41	RESHETYNSKIY Iaroslav Guide: KHURTYK Dmytro	UKR	B3	100	6:56.1	8	15:05.2	10	22:55.2	+2:36.4	22:55.2	0+1	22:55.2
12	36	UDALTCOV Vladimir Guide: BOGACHEV Ruslan	RUS	B3	100	7:07.4	11	15:55.0	12	23:26.6	+3:07.8	23:26.6	0+2	23:26.6
13	44	SHULGA Dmytro Guide: GERGARDT Artur	UKR	B2	98	7:28.1	13	16:15.9	13	24:48.4	+4:04.7	24:18.6	1+1	24:18.6
14	47	ADICOFF Jacob Guide: PLETCHER Reid	USA	B3	100	9:50.9	16	18:32.3	15	25:35.6	+5:16.8	25:35.6	5+2	25:35.6
15	45	CLARION Thomas Guide: BOURLA Julien	FRA	B1	87	7:49.5	14	18:46.7	16	30:04.3	+6:43.4	26:09.7	2+5	26:09.7
16	46	BURTON Kevin Guide: RAWLINGS Gregory	USA	B2	98	8:24.0	15	18:14.9	14	27:01.1	+6:17.4	26:28.7	2+2	26:28.7
17	48	KANAFIN Kairat Guide: KOLOMEYETS Dmitriy	KAZ	B2	98	10:26.7	17	20:37.5	17	29:52.1	+9:08.4	29:16.3	4+2	29:16.3

Did not start			
42	McKEEVER Brian	CAN	B3 100

Weather	Snow Condition	Temperatures		Competitors				
		Air	Snow	Entries	Ranked	DSQ	DNF	DNS
Cloudy	Soft	10.6°C	0.0°C	18	17	0	0	1

IPC TD

APEDAILE Len (CAN)

Competition Secretary

MOKEROVA Elena (RUS)

NOTE
All times except "Real Time" are calculated times. Calculated time is the real time multiplied by the athlete's percentage.
Delta - Time difference of the competitor's real time and his/her real time equal to the winners result (skiing time)

LEGEND						
DNF	Did not finish	DNS	Did not start	DSQ	Disqualified	Rk Rank